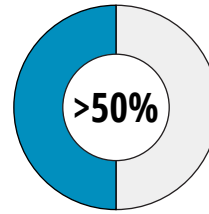


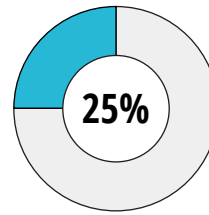


## Rotator Cuff Disease

The rotator cuff is a group of muscles and tendons that hold the shoulder joint in place and allow you to move your arm and shoulder. Rotator cuff tears are most often caused by chronic wear and tear with degeneration of the tendon and prevalence that increases with age.<sup>1</sup> Among the most common musculoskeletal conditions, rotator cuff tendon tears are therapeutically challenging for orthopedic surgeons.



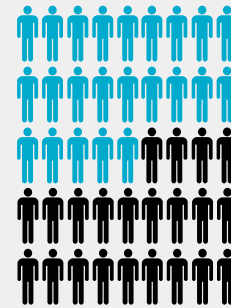
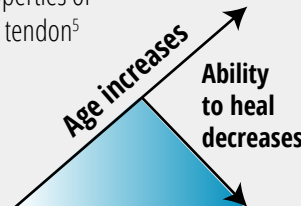
More than half of adults over the age of 60 have a rotator cuff tear.<sup>3</sup>



Approximately 25% of U.S. adults over 40 years of age have a rotator cuff tear, but many forego surgery due to long rehabilitation, lifestyle interruption and variable outcomes.<sup>3</sup>

### Risk Factors

Increasing age may represent a poor healing environment with reduced biomechanical properties of the tendon<sup>5</sup>



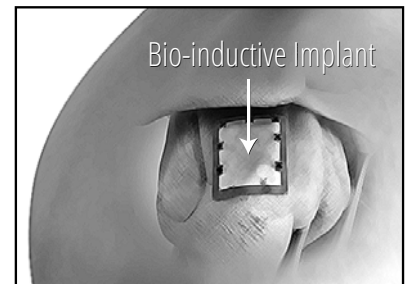
**>50%** of asymptomatic rotator cuff tears progress in size within three years.<sup>4</sup>

## Current Standard of Care

Traditional approaches focus only on biomechanical repair, but do not address the underlying biology of the tendon. This can result in tears progressing and re-tears in the rotator cuff tendon.

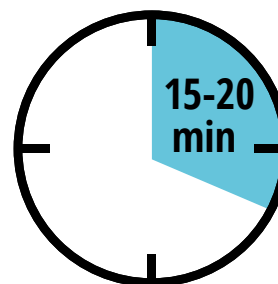
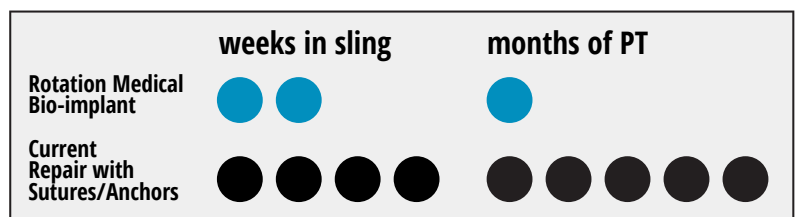
## Bio-inductive Implant

When the procedure is performed with Rotation Medical's bio-inductive implant in lieu of standard repair, the patient's recovery is approximately two weeks in a sling and four or five sessions of physical therapy compared with the standard of care, requiring four to six weeks in a sling followed by four to six months of physical therapy.



## The Rotation Medical Solution

The Rotation Medical Rotator Cuff System is a new technology approach for improving the treatment of rotator cuff disease. It includes a bio-inductive implant that addresses both the biomechanics and biology required to heal a rotator cuff tendon tear. In clinical studies, the Rotation Medical bio-inductive implant has shown the ability to heal by inducing the growth of new tendon-like tissue. This results in thicker tendons and replacement of tissue deficits. Overall, the solution potentially prevents rotator cuff tears from becoming larger over time, reducing incidence of re-tears and, in some cases, shortening patient recovery time.



Rotation Medical's bio-inductive implant and disposable arthroscopic instruments enable the procedure to be performed reproducibly within 15-20 minutes.

### References:

<sup>1</sup> Mayo Clinic website; <http://www.mayoclinic.org/diseases-conditions/rotator-cuff-injury/basics/definition/con-20031421>.

<sup>2</sup> Ken Yamaguchi, Konstantinos Ditsios, William D. Middleton, Charles F. Hildebolt, Leesa M. Galatz, Sharlene A. Teefey; The Demographic and Morphological Features of Rotator Cuff Disease: A Comparison of Asymptomatic and Symptomatic Shoulders. J Bone & Joint Surgery. 2006 Aug; 88(8): 1699-1704.

<sup>3</sup> Commissioned Market Research Report

<sup>4</sup> Ken Yamaguchi, Konstantinos Ditsios, William D. Middleton, Charles F. Hildebolt, Leesa M. Galatz, Sharlene A. Teefey; The Demographic and Morphological Features of Rotator Cuff Disease: A Comparison of Asymptomatic and Symptomatic Shoulders. J Bone & Joint Surgery. 2006 Aug; 88(8): 1699-1704.

<sup>5</sup> Nathan A. Mall, Miho J. Tanaka, Luke S. Choi, George Paletta, Jr.; Factors Affecting Rotator Cuff Healing. J Bone & Joint Surgery. 2014; 96:778-88.